



**ORMESA®**  
• MADE IN ITALY SINCE 1980 •



**BIK**  
ADAPTIVE TRICYCLE

**To move independently**  
with excellent ground grip and stability

**BIK**   
ADAPTIVE TRICYCLE



# Moving green safely

For children and adults who have a discreet trunk control and awareness of their surroundings.



PRODUCT  
MARKED 

BIKO is a MEDICAL DEVICE that COMPLIES WITH THE SAFETY REQUIREMENTS defined with the REGULATION (EU) 2017/745

# Different configurations

## Freewheel



Allows you to stop pedalling during forward movement of the tricycle.

with or without  
differential

## Fixed pinion



Allows **reversing** and the **continuous pedals movement** with the tricycle in motion.

with or without  
differential

## Three-speed gearbox



Allows you to stop pedalling during forward movement of the tricycle, **braking with counter pedal** and **reversing**.

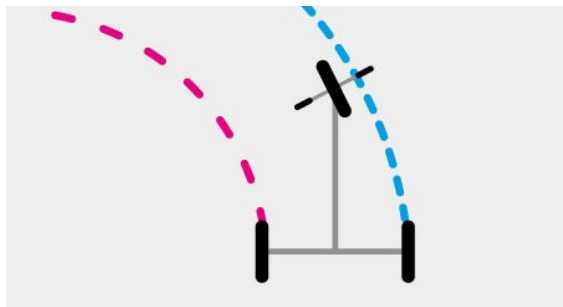
with differential

The trike and the postural components must be chosen and adjusted by a health professional who evaluates the residual abilities of the person; supervision of an adult, family member or qualified person, is always required during the use of the Tricycle.

# Freewheel or Fixed pinion

The **freewheel** allows the movement on the direction of travel only during the pedaling, so **it doesn't force the cyclist to undergo the movement on the legs**. With a freewheel-equipped bicycle, the legs can rest while the bike maintains its forward motion.

On the other hand, a **fixed pinion** setup causes the movement of the rear wheels to directly activate the pedal movement. As a result, it leads to **passive mobilization of the lower limbs**, even if they are not actively engaged in pedaling, e.g. while the caregiver pushes the bike.



## Differential

The Differential is a device that **greatly assists the user when navigating a curve**, allowing the two rear wheels to move at different speeds (the inner rear wheel covers a shorter distance compared to the outer one). It also facilitates the start with handlebar steered.

Upon request, the tricycle can be provided with either a **differential and freewheel or a differential and fixed pinion**. **The differential is included in the configuration with the three speed gear.**

**Available as an option from the Small size** (with the mini size, the smaller distance and the smaller difference of the bending radii of the rear wheels do not make it necessary).



## Three-speed gearbox

Three-speed gearbox gives the ability to very easily adjust effort and speed according to the tricyclist's ability.

**With the gearbox you have the advantages of the freewheel version with the possibility of reverse gear, with coaster brake.**

It can be activated while the tricyclist is stationary. The display shows the current version of the gear.

Available from size Medium.

## "Switch" system



The "Switch", available for all sizes, is a mechanism that **allows you to change from fixed pinion to freewheel and vice versa on the same frame**, by simply operating a **red lever** under the basket.

The "Switch" configuration is supplied with differential for sizes S, M, L and XL and without differential for the mini.

# Sizes and colours

5 sizes and 4 colours to meet the needs of kids and a

mini



Small



Medium



Adults

Large



Extra Large



# Low and easy access

The low access, equipped with a non-slip platform, facilitates the user's ascent and descent, making it easier to straddle the frame, independently.





## Forward-positioned bottom bracket relative to the saddle

Combined with the height of the seat and handlebar, these factors facilitate **maintaining an aligned position** that, in turn, helps pedal movement and breathing.

# Innovative closure system integrated into the platform



Except size mini.

easy to handle



# Anatomical supports

The supports offer **posterior/lateral containment to the trunk and the pelvis** and, thanks to the strap with closure, also good front containment.

Suitable for those users who need a help to keep the trunk in an erect and median position and stay on the bike more easily.

## for the Trunk

Adjustable in height (via the 883 rod) in tilt and anterior-posterior direction via the joint.

## for the Pelvis

Adjustable in height (via the 883 rod).



**tools free**





Sizes M, L, XL

## Front brake

Operated by a lever on the right or left grip handle. The distance between the brake lever and the grip handle is adjustable by screw.



Sizes mini and Small



## Blocking system

Allows you to lock the tricycle, essential for getting on and off the tricycle.



## Bell and ergonomic handles

For better grip and comfort.



## Front led lamp

2 functions: fixed and flashing. For sizes M, L and XL



## Back led lamp

With USB charging. 5 different light modes. With battery status indicator and usb cable. Road safety is granted also by **reflective details** along the basket



## Mesh basket

Located on the back of the tricycle has an easily removable rigid base. The upholstery with **reflective details** is attached with snaps and is removable for washing.



NO SITTING



NO CLIMBING



mini	-	15 kg (33 Lb)
S-M	-	25 kg (55 Lb)
L-XL	-	35 kg (77 Lb)



## Ergonomic saddle

Designed for maximum comfort. Adjustable in height, in tilt and anterior-posterior direction.



## Mudguards

Rain, dust and mud are no problem. Exept size mini.



## Handlebar

Adjustable in height, in tilt, anterior-posterior direction and reversible.







## **Extremely modular, it meets the individual needs of every tricyclist**

due to its design and adjustable components that  
provide adequate postural support.

# Components



**840 Pedal cages with straps.**  
To keep the forefoot positioned on the pedal.



**841 Pedal cage with length and width adjustable foot imprints and fastening straps, with support kit.**  
It can be ordered per piece.



**846 Ankle support adjustable in height with support kit.**  
(for use with the 841 pedal cage). To stabilize the tibio-tarsal joint. It can be ordered per piece.



**842P Pelvic support with belt\*.**  
Height adjustable thanks to 883.



**842T Multi-adjustable Trunk support with belt\* and joint.**  
Adjustable in inclination, in anterior-posterior direction and in height thanks to 883.



**883 Rod adjustable in height for thoracic/pelvic support (single rod).**



**877 Flat backrest.**



**843 Abductive saddle with holder for supports.**  
Adjustable in anterior-posterior direction.

\*Warning: It facilitates balance, but should not be used to support a user who doesn't have any trunk control.

The postural components must be chosen and adjusted by a health professional who evaluates the residual abilities of the person; supervision of an adult, family member or qualified person, is always required during the use of the Tricycle.

# Components



## **876 Monocycle saddle with holder for supports.**

Adjustable in height, in tilt and anterior-posterior direction.



## **103 Monocycle saddle padding.**



## **112 Comfortable larger Saddle (with wider support surface).**

Adjustable in height, in tilt and anterior-posterior direction.

Available for sizes M, L and XL.



## **875 Wrist retainer with support and multi-adjustable glove independently.**

Make a binding to the handlebar in case of an ineffective grip, it can also be used individually. With reflective details and easily removable for washing.



## **845 Forearm support.**

It supports the forearm. It can be ordered per piece.



## **923 Additional assistant handle.**

Allows the Care Giver to accompany the child in riding the tricycle by assisting in pushing or slowing down, if necessary, without the ability to direct the handlebar. Easily removable for transportation. Available for sizes mini, Small Medium.



## **878 MTB tires (3 pcs).**

In alternative to standard tyres. Except size mini.





### **963 Steering assistant handle.**

Allows to assist the child in riding the tricycle by directing the handlebar with little effort and effectively. Removable for transportation.

Adjustable in height and available for sizes mini, Small and Medium.





**879 Front basket.**



**880 Adjustable ergonomic handles.**

They have the function and purpose of offering the user a grip closer to the body and more grip points than the standard handlebar. Useful for those users who have difficulty extending their elbows completely. They can be adjusted in height/inclination to accommodate various positions. They can be adjusted asymmetrically or independently, to accommodate any need for important asymmetry between the two upper limbs.



**881 Steering limiter.**

It reduces the steering angle by preventing the steering from being inadvertently oriented in the transverse direction. For users who need help to manage the steering.

## Components only choosable when ordering the tricycle




**882 Steering limiter with spring.**

It reduces the steering angle by preventing the steering from being inadvertently oriented in the transverse direction. The return of the handlebar to the central position is facilitated by two springs that automatically orient the handlebar towards the forward-straight direction. For users who need help to manage the steering.



**847 Cranks adjustable in length.**

Reduces the distance between the saddle and the pedal by 3.5 cm - 1,3 In (size M) and 5 cm 1,9 In. (size L and XL). Standard for mini and small sizes.




**864 Disc brake.**

applicable only on versions with differential and without gearbox.

# sizes and weight

	mini	Small	Medium	Large	Extra Large
A: handlebar width	45 cm~17,7 in	50 cm~19,6 in	55 cm~21,6 in	60 cm~23,6 in	64 cm~25,2 in
B: width encumbrance	62 cm~24,4 in	69 cm~27 in	75 cm~29,5 in	75 cm~29,5 in	82 cm~32,2 in
C1: pedal to saddle height	39-53 cm 15,3-20,8 in	47-63 cm 18,5-24,8 in	59-72* cm 23,2-28,3 in	69-83* cm 27,1-32,6 in	73-87* cm 28,7-34 in
D: ground to platform	12 cm~4,7 in	16 cm~6,3 in	16 cm~6,3 in	16 cm~6,3 in	16 cm~6,3 in
E: lenght encumbrance	103 cm~40,3 in	119 cm~46,8 in	136 cm~53,5 in	162 cm~63,7 in	168 cm~66 in
F: seatpost to head tube distance	36 cm~14,2 in	41 cm~16 in	45 cm~17,7 in	56,5 cm~22,2 in	61,5 cm~24,2 in
G: folded tricycle width	/	74 cm~29 in	81 cm~31,8 in	95 cm~37,4 in	96 cm~37,7 in
I: folded tricycle height	/	80 cm~31,5 in	90 cm~35,4 in	100 cm~39,3 in	115 cm~45,2 in
H: user height	90-110 cm 35,4-43,3 in	100-125 cm 39,3-49,2 in	120-145 cm 47,2-57 in	140-165 cm 55,1-64,9 in	155-190 cm 61-74,8 in
Total weight	15,5 kg~34,1 lb	20 kg~44 lb	23 kg~50,7 lb	25,5 kg~56,2 lb	28 kg~61,7 lb
Maximum load	30 kg~66,1 lb	45 kg~99,2 lb	60 kg~132,2 lb	90 kg~198,4 lb	100 kg~220 lb
Storage basket LxMxN	41x18x6,6 cm 16-7-2,6 in	44,9x23,6x6,6 cm 17,6-9,3-2,6 in	49,7x27,4x9,6 cm 19,5-10,7-3,6 in	49,7x27,4x9,6 cm 19,5-10,7-3,7 in	55,3x27,4x9,6 cm 21,7-10,7-3,7 in

\* with standard saddle



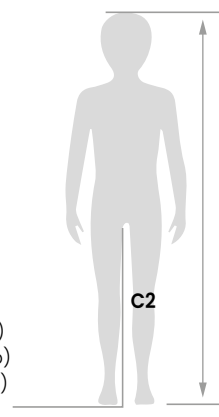
C1= C2 - 2 cm



Storage basket  
view from above  
internal measures



mini - 15 kg (33 Lb)  
S-M - 25 kg (55 Lb)  
L-XL - 35 kg (77 Lb)




C2= leg length



**Sports activity is a valuable tool for the development of individual potential, the increase of skills and acquisition of abilities, personal enhancement and inclusion in life contexts rich in meaningful relationships.**



**Avanti Tutti! Our Event for sport and inclusion.**



**A special thanks to the families who participated with enthusiasm in our project. It is thanks to our customers and their stories that we find the energy and stimuli to evolve day by day.**

**CE** complies with MDR (EU) 2017/745

COMPANY WITH  
QUALITY SYSTEM  
CERTIFIED BY DNV  
[ISO 13485](#)

---

**Ormesa srl** - Via delle Industrie 6/8 | 06034 Foligno (PG) - ITALY  
Tel. +39 0742 22927 | FAX +39 0742 22637 | [info@ormesa.com](mailto:info@ormesa.com)

**[www.ormesa.com](http://www.ormesa.com)**

